



**DXN Holdings Bhd.**

## **User Guide**

# **Registration Of New Member**

*Prepared By: Group IT Department*

*Date: 14 April 2011*

*Version 1.3*

# Table of Contents

1	Registration Of New Member.....	3
1.1	Become A Member?.....	3
2	Registration Of Existing Member.....	10
2.1	Existing Member Registration for Network System.....	10
3	Login.....	14
3.1	Member Login?.....	14
4	View Welcome Letter.....	17
4.1	View Welcome Letter? .....	17
5	Genealogy Report.....	19
5.1	Generate Genealogy Report? .....	19
6	Redeem Of Member KIT .....	20
6.1	Redeem KIT Purchased? .....	20
7	Online Purchase Order.....	22
7.1	New Purchase Order? .....	22
8	PO Status Summary Report.....	34
8.1	Check PO Status? .....	34
9	Change Password.....	36
9.1	Change Password? .....	36
10	Customer Feedback.....	37
10.1	Send Customer Feedback? .....	37

# 1 Registration Of New Member

## 1.1 Become A Member?

**DXN** Check out more on  
**DXN NETWORK SYSTEM**

Home | About Us | Corporate | Product | Contact Us

**DXN International**

- DXN International Branches
- DXN International Stockists
- DXN International Newsletters

**Introduction**  
DXN is a multi-level marketing (MLM) company founded by Dato' Dr. Lim Siow Jin in 1993. Based in Malaysia, the company is well known for its Ganoderma business. Its product lines include dietary supplements, food and beverages, personal care products, household products and water treatment system. On 30 September 2003, DXN Holdings Bhd. was listed on the Main Board of the Kuala Lumpur Stock Exchange (KLSE).

**DXN Network Mobile :**  
BlackBerry, Iphone or Android please enter [mnet.dxn2u.com](http://mnet.dxn2u.com).  
Others, simply enter [networkmlm.dxn2u.com](http://networkmlm.dxn2u.com) in your phone's web browser.

Find us on Facebook

**Become a New Member?**  
(Only for New Distributor)

**Member Login**  
(Only for member with code start with 818 to do KIT Redemption)

Usrguide    
(flv format)

[Forgot Password or Username](#) | [Customer Feedback](#) | [User Guide](#)  
[User Guide Spanish Version](#) | [FLV Player](#)

Copyright © 2010, DXN Holdings Berhad | Term of Use

Figure 1.1.0 Main Page

1. Click on the hyperlink **Become A Member** to register as a member.

*Welcome to register as our DXN Network Distributor !*

Please take a few minutes to fill-in the registration details carefully to ensure that the information provided is correct. The email address will be used for all future correspondence relating to your membership and rewards.

Distributor must know :

1. This system allow you to do distributor registration, online starter kit redemption, genealogy management and edit/update your personal information.
2. Upon completion of the new distributor registration, you will be given a member code to make product purchase at nearest Branch or Service Center. The member code can be used to sponsor new distributor as well.
3. When your monthly purchase in any single country reached the minimum required sales, you will earn E-Point in that particular month.
4. Distributor registered under this system will receive their earned point(s) in E-Point System Only.
5. You will receive your E-Point Log-In details through your registered email in the following month.
6. In order to redeem the earned point(s), distributor are required to purchase the Starter Kit from any Branch/Service Center and register the Kit Code into the system.
7. Registered Distributor without any transaction for the initial 6 months will be removed from the System.
8. The distributorship is subject to Membership Rules and Regulation and Distributor Registration Terms and Conditions.

**Hint:**

1. DXN encourages you to use Firefox Mozilla for the system, if you do not have Firefox Mozilla installer, please click [here](#).
2. If you find difficulties in using Internet Explorer 6 and Internet Explorer 7 or Google Chrome Beta for E-Payment in DXN order system, please download Internet Explorer 6 User Guide or Internet Explorer 7 User Guide or Google Chrome User Guide for Help.
3. DXN new Distributor registration user guide, please download [here](#).

Continue

Cancel

**Figure 1.1.1 Registration Of New Member**

2. This is the Welcome notes to the member who join DXN.

Menu News Logout

Welcome Country Sponsor Personal Info Declaration

**COUNTRY**

Please select the country of residence

\*Country

\* Required fields.

[Terms and Conditions](#) | [Privacy Policy](#)  
 © 2009, DXN Marketing Sdn.Bhd. All Rights Reserved.  
 Thursday, April 08, 2010 at 2:52:17 PM

**Figure 1.1.2 Registration Of New Member**

3. Select your country of residence from the drop down list.

Welcome Country Sponsor Personal Info Declaration

**SPONSOR'S INFORMATION**

If you do not have a sponsor, please check here

\*Sponsor ID

Full Name

\* Required fields.

**Figure 1.1.3 Registration Of New Member**

4. Enter your sponsor code and press on button Check Sponsor. If you do not have any sponsor code please tick on the check box, system will automatically select a sponsor code for you.

**SPONSOR INFORMATION**

Sponsor Code	818000090	Sponsor Name	DAVID MANUEL SOSA GONZALEZ
--------------	-----------	--------------	----------------------------

**USERNAME AND PASSWORD**

\*Username

\*Password

\*Confirm Password

NOTE: Your password must be at least 6 characters. DO NOT enter special characters. Example (&'\*\$#)

**PASSWORD RESET OPTION**

\*Security Question

If you forget your password, NetSys will ask you for your secret answer or send a message to your e-mail address.

\*Secure Answer

NOTE: Your answer must be at least 5 characters. DO NOT enter special characters. Example (&'\*\$#)

**APPLICANT'S INFORMATION**

\*Full Name

\*Gender

\*Date of Birth

\*Country

\*Nationality

\*Primary Contact Number

\*Email Address

\* Required fields.

**Figure 1.1.4 Registration Of New Member**

5. Enter your personal particulars.

**APPLICANTS DECLARATION**

1. I declare that all details given are correct. Should there be any false information give, the company reserves the right to terminate this application without prior notice.
2. I confirm that my spouse and I have not been active for the past 12 consecutive months or my spouse and I have never joined DXN at the time of this application.
3. I understand that my distributorship with DXN will be valid upon approval of this application.
4. I have read and agreed with all Rules and Regulation and Terms and Conditions of the DXN Company

I Agree  I Disagree

\* Required Fields

**Figure 1.1.5 Registration Of New Member**

6. Please read the Term and conditions of DXN Network System before tick on I Agree.

**DXN MARKETING SDN. BHD.**

213, LEBUHRAYA SULTAN ABDUL HALIM, 05050 ALOR STAR, KEDAH, MALAYSIA  
TEL : +604-7723388/6688 - FAX : +604-7721188 - <http://dxntest2.dxn2u.com>

**New Member Registration - Welcome Letter**

Keep a Copy for Your Reference, To report a problem in this page, click [HERE](#).

**DXN HOLDINGS**

**Member Name** : DXN HOLDINGS

**Malaysia**

**Member Code** : 818000154

**Sponsor Name** : DAVID MANUEL SOSA GONZALEZ

**Sponsor Code** : 818000090

**Join Date** : 06 Apr 2011

DXN Network New Registration

Dear DXN HOLDINGS,

Distributor code : 818000154

Congratulations! You have registered successfully as a new member in the DXN Network Test System. Please refer to your login details as stated below.

Username : davidmanuel

Password : test1234

Please login to our website : [networkmlm.dxn2u.com](http://networkmlm.dxn2u.com)

Distributors must know :

1. Upon completion of the new distributor registration, you will be given a distributor code to make product purchase at the nearest Branch or Service Center. The distributor code can be used to sponsor new distributors as well.
2. When your monthly purchase in any single country reaches the minimum required sales, you will earn E-Point in that particular month. In order to redeem the earned point(s), distributors are required to purchase the Starter Kit from any Branch/Service Center and register the Kit Code into the system.

If you encounter difficulties when logging into our system or if you have further concerns or enquiries, please feel free to contact us through our Customer Feedback Form by clicking here :

[networkmlm.dxn2u.com/admin\\_contact.php?syslang=english](http://networkmlm.dxn2u.com/admin_contact.php?syslang=english)

Thank you.

**Figure 1.1.5 Registration Of New Member**

7. System will automatically generate a Welcome Letter to the member who successfully register as a member.
8. Member code will be given upon the completion of the registration.
9. Email notification will be sent to member as follows.

DXN Network New Registration

Dear DXN ,

Distributor code : **818000154**

Congratulations! You have registered successfully as a new member in the DXN Network System. Please refer to your login details as stated below.

Username :  **davidmanuel**

Password :  **test1234**

Please login to our website :  
[networkmlm.dxn2u.com/index.php](http://networkmlm.dxn2u.com/index.php)

Distributors must know :

1. Upon completion of the new distributor registration, you will be given a distributor code to make product purchase at the nearest Branch or Service Center. The distributor code can be used to sponsor new distributors as well.

2. When your monthly purchase in any single country reaches the minimum required sales, you will earn E-Point in that particular month order to redeem the earned point(s), distributors are required to purchase the Starter Kit from any Branch/Service Center and register Kit Code into the system.

If you encounter difficulties when logging into our system or if you have further concerns or enquiries, please feel free to contact us through our Customer Feedback Form by clicking here :  
[networkmlm.dxn2u.com/admin\\_contact.php?syslang=english](http://networkmlm.dxn2u.com/admin_contact.php?syslang=english) See you at the Top!!!

Thank you.

Email content will contain information that has been successfully registered at DXN Network System.

## 2 Registration Of Existing Member

### 2.1 Existing Member Registration for Network System

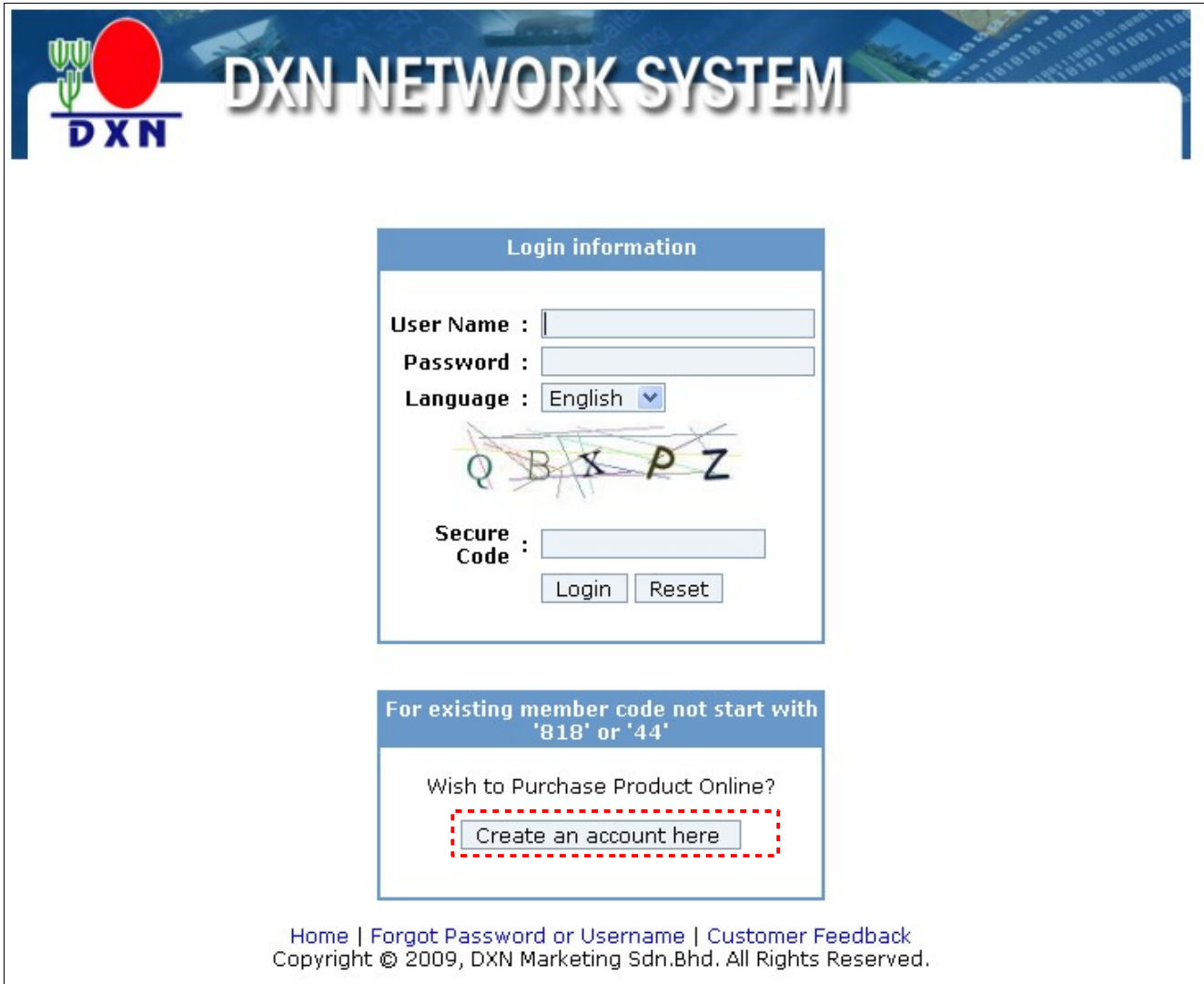
The screenshot shows the main page of the DXN Network System website. At the top, there is a navigation bar with links for Home, About Us, Corporate, Product, and Contact Us. The main content area is divided into several sections:

- DXN International:** A sidebar on the left with a logo and a list of links: DXN International Branches, DXN International Stockists, DXN International Newsletters, and a small image of DXN products.
- Introduction:** A central text block providing background information about DXN as a multi-level marketing (MLM) company founded in 1993, based in Malaysia, and its product lines including dietary supplements, food and beverages, personal care products, household products, and water treatment systems.
- Member Login:** A prominent red dashed box highlights the "Member Login" link, which is intended for members with codes starting with 818 for KIT redemption. Other links include "Become a New Member?" (for new distributors) and "User Guide" (in FLV format).
- DXN Network Mobile:** A sidebar on the right provides instructions for mobile access via BlackBerry, iPhone, or Android, directing users to [mnet.dxn2u.com](http://mnet.dxn2u.com) or [networkmlm.dxn2u.com](http://networkmlm.dxn2u.com).
- Facebook:** A "Find us on Facebook" button is located in the bottom right corner.

At the bottom of the page, there is a copyright notice: "Copyright © 2010, DXN Holdings Berhad | Term of Use".

Figure 2.1.0 Main Page

1. Click on the hyperlink **Member Login**.






**Figure 2.1.1 Login Page**

2. Press on the button **Create an account here**.

**Hint :**


1. DXN members who have not provided us the date of birth (not in DXN record), please fill in the joined date option.  
If you still face any problems, please feel free to obtain explanation from us or give us feedback using our [Customer Feedback](#) option.

 **FOR EXISTING MEMBER (code not start with '818' or '44')**

<b>MEMBER IDENTITIES VERIFICATION</b>	
<b>First Step</b>	
Member ID	<input type="text"/> (e.g. 5999999999)
Member Name	<input type="text"/>
Sponsor ID	<input type="text"/> (e.g. 5999999999)
Sponsor Name	<input type="text"/>
<b>Second Step</b>	
Please selects one option to answer.	
<input checked="" type="radio"/> Joined Date	<input type="text" value="14/04/2011"/> 
<input type="radio"/> Date of Birth	<input type="text" value="14/04/2011"/> 
<input type="button" value="Submit"/> <input type="button" value="Cancel"/>	

**Figure 2.1.2 Member Identities Verification**

3. Enter Member ID, Sponsor ID and Joined Date or Date of Birth for verification.

 **FOR EXISTING MEMBER (code not start with '818' or '44')**

**MEMBER IDENTITIES VERIFICATION**

Member ID	010001117
Member Name	LAW YEK LIK
Sponsor ID	010001083
Sponsor Name	LEOW THEW SWEEM
Joined Date	17/08/1993

**USERNAME AND PASSWORD**

\* Username  (e.g. smitch2008)

\* Password

\* Confirm Password

NOTE: Your password must be at least 6 characters. DO NOT enter special characters. Example (&!\*\$#)

**PASSWORD RESET OPTION**

\* Security Question  (v)

If you forget your password, NetSys will ask you for your secret answer or send a message to your e-mail address.

\* Secure Answer  (e.g. cute cat)

NOTE: Your answer must be at least 5 characters. DO NOT enter special characters. Example (&!\*\$#)

**EMAIL ADDRESS AND PRIMARY CONTACT**

\* Email Address

\* Primary Contact

**WORD VERIFICATION**

\* Type the word you see on the box.  (Word is not case-sensitive)




Figure 2.1.3 Registration of Existing Member

4. Enter your personal particulars.

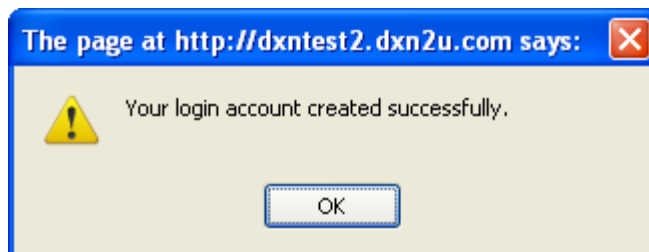


Figure 2.1.4 Registration of Existing Member Successful

5. User can login to the system with their new username and password from Login Page.

---

## 3 Login

---

### 3.1 Member Login?

**DXN NETWORK SYSTEM**

**Login information**

User Name :

Password :

Language : English

Secure Code :

For existing member code not start with '818' or '44'

Wish to Purchase Product Online?

[Home](#) | [Forgot Password or Username](#) | [Customer Feedback](#)  
Copyright © 2009, DXN Marketing Sdn.Bhd. All Rights Reserved.

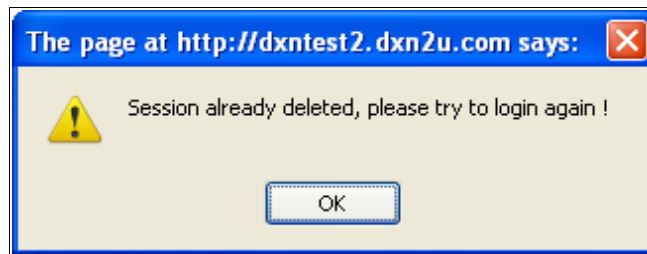
**Figure 3.1.0 Login Page**

1. Enter Login information.



**Figure 3.1.1 Double Login for Same User**

2. When you see this pop up, mean previously you do not logout the system probably.
3. System will request to kill the previous session by enter the particular information and press on button Delete my session.



**Figure 3.1.2 Session Deleted**

4. Press on button OK.

**Login information**

**User Name :**

**Password :**

**Language :** English

G F Q H O

**Secure Code :**

**Figure 3.1.3 Re-Login**

5. Enter particular login information to re-login.
6. Press on button Login.

Menu News Logout User Level : Member (davidmanuel,1)

**DXN News Center**

**DXN News**

No news to show, Sorry !

**Figure 3.1.4 Page after Member Login**

7. Press on Menu.

Menu News Logout User Level : Member (davidmanuel,1)

**Welcome to DXN Network System Version 2010**

**Member**

- [View Welcome Letter](#)
- [Genealogy Report](#)
- [Redeem The Member KIT Code](#)

**Product Order**

- [New Purchase Order](#)

**Reports**

- [PO Status Summary Report](#)

**User Profile**

- [Change Password](#)

**Figure 3.1.5 Member's Menu Page**

---

## 4 View Welcome Letter

---

### 4.1 View Welcome Letter?

Menu News Logout User Level : Member (davidmanuel,1)

Welcome to DXN Network System Version 2010

**Member**

- [View Welcome Letter](#)
- [Genealogy Report](#)
- [Redeem The Member KIT Code](#)

**Product Order**

- [New Purchase Order](#)

**Reports**

- [PO Status Summary Report](#)

**User Profile**

- [Change Password](#)

Figure 4.1.0 Member's Menu Page

1. Click on hyperlink [View Welcome Letter](#).

**DXN MARKETING SDN. BHD.**

213, LEBUHRAYA SULTAN ABDUL HALIM, 05050 ALOR STAR, KEDAH, MALAYSIA  
TEL : +604-7723388/6688 - FAX : +604-7721188 - <http://dxntest2.dxn2u.com>

**New Member Registration - Welcome Letter**

Keep a Copy for Your Reference, To report a problem in this page, [click HERE](#).

**DXN HOLDINGS****Member Name** : DXN HOLDINGS**Member Code** : 818000154**Malaysia****Sponsor Name** : DAVID MANUEL SOSA GONZALEZ**Sponsor Code** : 818000090**Join Date** : 06 Apr 2011

DXN Network New Registration

Dear DXN HOLDINGS,

Distributor code : 818000154

Congratulations! You have registered successfully as a new member in the DXN Network Test System.  
Please refer to your login details as stated below.

Username : davidmanuel

Password : test1234

Please login to our website : [networkmlm.dxn2u.com/index.php](http://networkmlm.dxn2u.com/index.php)

Distributors must know :

1. Upon completion of the new distributor registration, you will be given a distributor code to make product purchase at the nearest Branch or Service Center. The distributor code can be used to sponsor new distributors as well.
2. When your monthly purchase in any single country reaches the minimum required sales, you will earn E-Point in that particular month. In order to redeem the earned point(s), distributors are required to purchase the Starter Kit from any Branch/Service Center and register the Kit Code into the system.

If you encounter difficulties when logging into our system or if you have further concerns or enquiries, please feel free to contact us through our Customer Feedback Form by clicking here : [networkmlm.dxn2u.com/admin\\_contact.php?syslang=english](http://networkmlm.dxn2u.com/admin_contact.php?syslang=english)

Thank you.

**Figure 4.1.1 Welcome Letter**

# 5 Genealogy Report

## 5.1 Generate Genealogy Report?

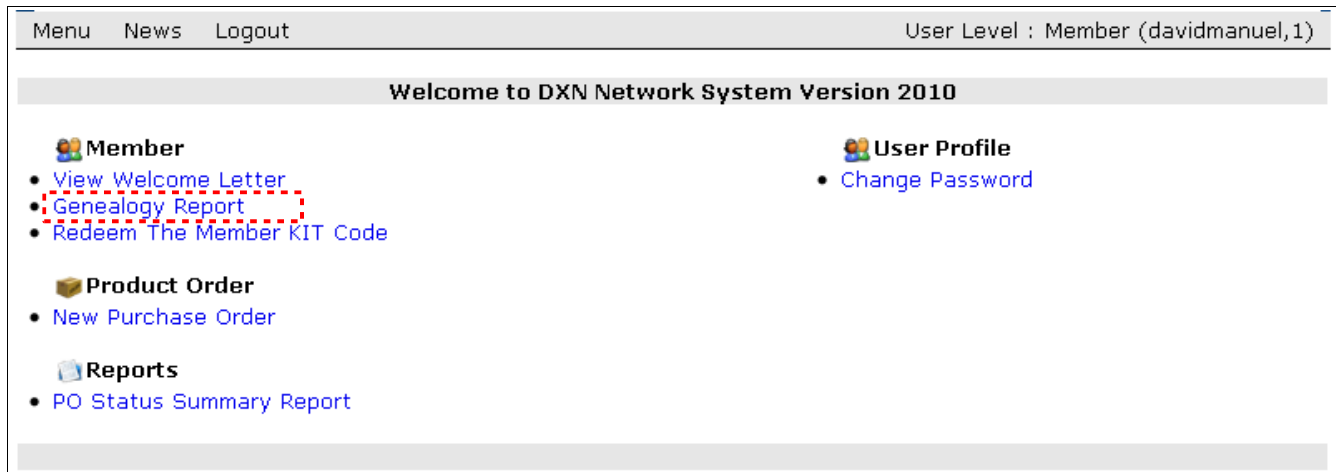


Figure 5.1.0 Member's Menu Page

1. Click on hyperlink [Genealogy Letter](#).

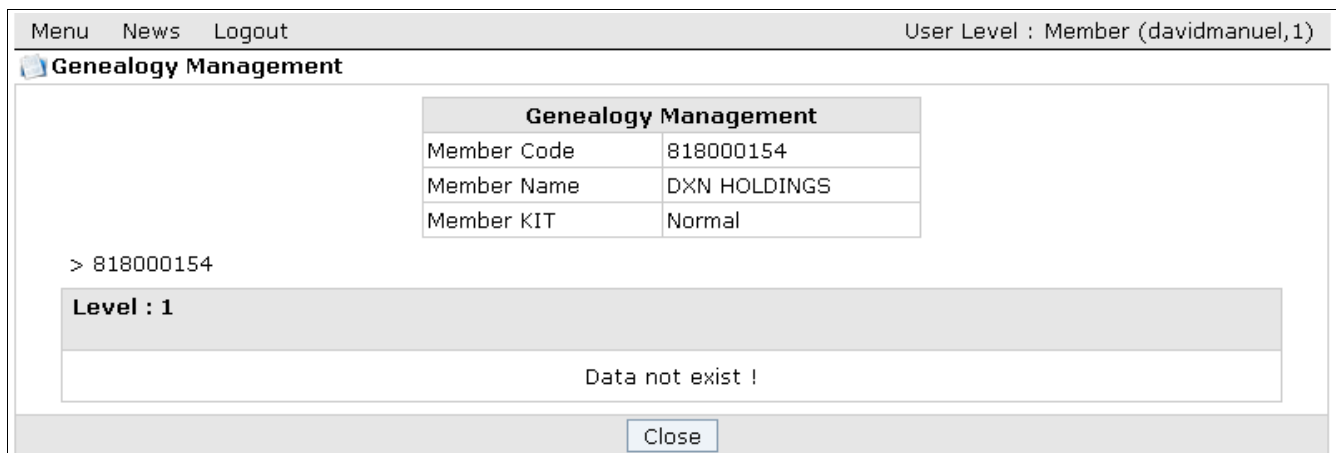


Figure 5.1.1 Genealogy Report

## 6 Redeem Of Member KIT

### 6.1 Redeem KIT Purchased?





Menu	News	Logout	User Level : Member (davidmanuel,1)
<b>Welcome to DXN Network System Version 2010</b>			
 <b>Member</b>		 <b>User Profile</b>	
<ul style="list-style-type: none"><li>• <a href="#">View Welcome Letter</a></li><li>• <a href="#">Genealogy Report</a></li><li>• <a href="#">Redeem The Member KIT Code</a></li></ul>		<ul style="list-style-type: none"><li>• <a href="#">Change Password</a></li></ul>	
 <b>Product Order</b>			
<ul style="list-style-type: none"><li>• <a href="#">New Purchase Order</a></li></ul>			
 <b>Reports</b>			
<ul style="list-style-type: none"><li>• <a href="#">PO Status Summary Report</a></li></ul>			

Figure 6.1.0 Member's Menu Page

1. Click on hyperlink Redeem The Member KIT Code.

Menu	News	Logout	User Level : Member (davidmanuel,1)
<b>Redeem The Member KIT Code</b>			
Country	Malaysia <input type="button" value="v"/>		
Enter KIT Code	<input type="text"/>		
Cash Bill / PO No.	<input type="text"/>	<a href="#">View Sample (English Version)</a>	<a href="#">View Sample (Spanish Version)</a>
<input type="button" value="Submit"/>	<input type="button" value="Cancel"/>		

Figure 6.1.1 Redeem of Member KIT Code

2. Select the country Purchased of member KIT.
3. Enter the KIT code and Cash Bill / PO No. in the text box then press Submit button.

Menu	News	Logout	User Level : Member (davidmanuel,1)
<b>Redeem The Member KIT Code</b>			
Country	Malaysia		
Enter KIT Code	852136974		
Cash Bill / PO No.	NW7896541236		
Status	Waiting for verification		
<input type="button" value="Cancel"/>			

Figure 6.1.2 Redeem of Member KIT Code

4. The Redeem member KIT code status will display as Waiting for verification.

5. Member have to wait DXN HQ to verify the KIT purchase and active the KIT code purchased.

Menu	News	Logout	User Level : Member (davidmanuel,1)
			
<b>Redeem The Member KIT Code</b>			
Country	Malaysia		
Enter KIT Code	852136974		
Cash Bill / PO No.	NW7896541236		
Status	OK		
<input type="button" value="Cancel"/>			

**Figure 6.1.3 Redeem of Member KIT Code**

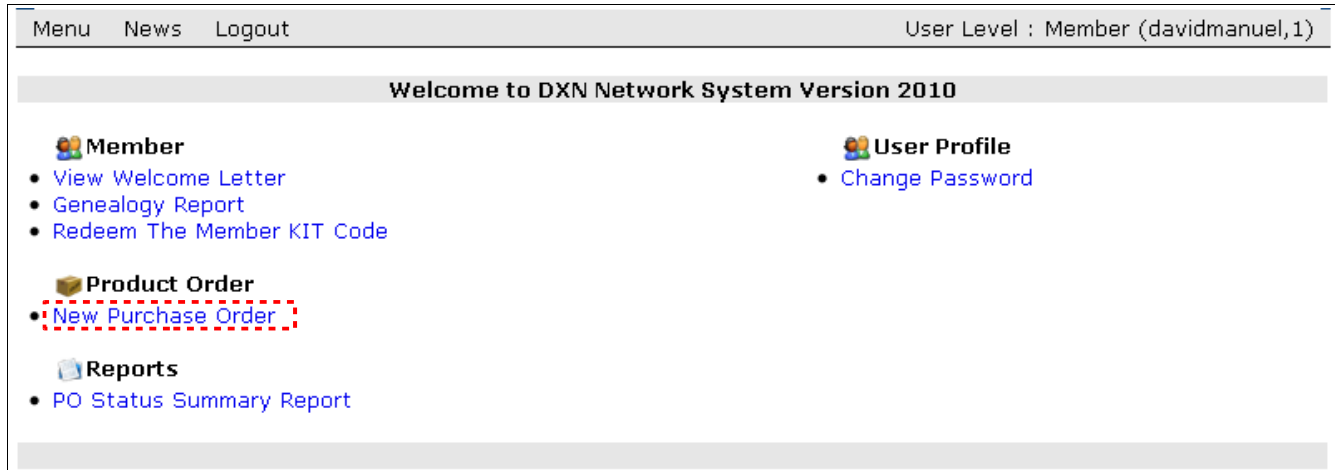
6. The status OK mean the KIT already activated.

---

# 7 Online Purchase Order

---

## 7.1 New Purchase Order?



**Figure 7.1.0 Member's Menu Page**

1. Click on hyperlink [New Purchase Order](#).

Menu	News	Logout	User Level : Member (davidmanuel,1)
			<a href="#">Shipment</a> <a href="#">Purchase</a> <a href="#">Payment</a>
<b>APPLICANT'S INFORMATION</b>			
Member ID	818000154		
Member Name	DXN HOLDINGS		
<b>MAILING AND SHIPPING INFORMATION</b>			
<small>Please verify your shipping address below prior to conformation of order .            Incorrect shipping information may result to DELAY or ADDITIONAL CHARGES.</small>			
Recipient Name	DXN HOLDINGS		
Recipient Address	<input type="text"/> <input type="text"/> <input type="text"/>		
Country	Malaysia		
Postal Code	<input type="text"/>		
City	<input type="text"/>		
State	JOHOR <input type="button" value="v"/>		
Contact No.	<input type="text" value="6047716688"/>		
	<input type="checkbox"/> save as permanent shipping address		
Order Date	14 Apr 2011		
<input type="button" value="Continue"/>		<input type="button" value="Cancel"/>	

**Figure 7.1.1 Mailing and Shipping Information**

2. Enter Recipient particular information.

Shipment **Purchase** Payment


Member Code : 818000154

Product Category : -- select category --

Any bulk purchase please refer to the nearest branch for further assistance.



Food & Beverage Series



Health Food Supplement Series



Household Product Series



Code	Product Name	PV/Unit	SV/Unit	Price/Unit (RM)	Qty	Weight (Kg)	Action
<b>-- Your basket is empty! --</b>							
<b>Total</b>				<b>0.00</b>		<b>0.000</b>	
Purchase equal or more than <b>RM 500</b> to get <b>FREE</b> delivery charge.							
Qty = Quantity, Total Weight = 0.000 KG (maximum 100.00 Kg per order) Total Amount (RM) = 0.00							

Back

Continue



Cancel

**Figure 7.1.2 Select Product Category**

3. Click on Product Category to select product.

Shipment **Purchase** PaymentMember Code : Product Category : 

Any bulk purchase please refer to the nearest branch for further assistance.

	<b>HF001 RG-90</b> 90 capsules x 270 mg	PV 54.5 SV 57.10 Price RM 76.00	BUY <input type="text" value="0"/> UNITS <input type="button" value="Add to basket"/>
	<b>HF002 RG-30</b> 30 capsules x 270 mg	PV 19.5 SV 20.70 Price RM 28.00	BUY <input type="text" value="0"/> UNITS <input type="button" value="Add to basket"/>

Code	Product Name	PV/Unit	SV/Unit	Price/Unit (RM)	Qty	Weight (Kg)	Action
-- Your basket is empty! --							
<b>Total</b>					<b>0.00</b>	<b>0.000</b>	
Purchase equal or more than <b>RM 500</b> to get <b>FREE</b> delivery charge.							
Qty = Quantity, Total Weight = 0.000 KG (maximum 100.00 Kg per order) Total Amount (RM) = 0.00							





Figure 7.1.3(a) Add Product to Basket

- Find the product.
- Enter Units, then press on button Add to basket.

Member Code :   
 Product Category :

Any bulk purchase please refer to the nearest branch for further assistance.



**HP008 Dyna Clean**


1 kg

PV 5.8  
SV 7.20

Price RM 16.30

BUY  UNITS

---



**HP009 Floor Cleaner -Pine deen**

1 litre

PV 5

Member Code: 818000154, Name: DXN HOLDINGS

Code	Product Name	PV/Unit	SV/Unit	Price/Unit (RM)	Qty	Weight (Kg)	Action
HF001	RG-90	54.5	57.1	76.00	1	0.024	del
HP008	Dyna Clean	5.8	7.2	16.30	2	1.000	del
<b>Total</b>		<b>66.1</b>	<b>71.5</b>	<b>108.60</b>	<b>3</b>	<b>2.024</b>	

Purchase equal or more than **RM 500** to get **FREE** delivery charge.

Qty = Quantity, Total Weight = 2.024 KG (maximum 100.00 Kg per order) Total Amount (RM) = 108.60

**Figure 7.1.3(b) Add Product to Basket**

6. After done selection, press on button Continue.

Shipment
Purchase
Payment

**Member Code:** 818000154, **Name:** DXN HOLDINGS

Code	Product Name	Price/Unit (RM)	Qty	Amount	PV	SV
HF001	RG-90	76.00	1	76.00	54.50	57.10
HP008	Dyna Clean	16.30	2	32.60	11.60	14.40
<b>Sub Total (RM)</b>				108.60	66.10	71.50
<b>Delivery Charge (RM)</b>				15.00		
<b>Total Amount (RM)</b>				123.60		
<b>Total Weight (Kg)</b>				2.024		

#### PAYMENT INFORMATION

**Payment Method 1 : Credit Card**

Credit Card Amount (RM) : 123.6  
 Card Holder Actual Name :   
 Name on Card :   
 Credit Card No. :  -  -  -   
 CCV/CID Number :   
 Expiry Date :  :   
 Card Type :   
 Make this My default Credit Card

Specify additional information if needed.

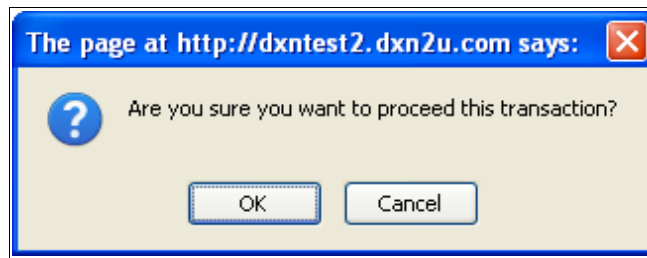
**NOTE :**

1. Your total payment amount is inclusive of delivery charges.
2. You might need to check on the weight restriction in your country.
3. We are not responsible for any import / custom duties that may be imposed by your local authorities.
4. Purchase of insurance in the event of loss/damage of products in transit is also recommended. DXN will not responsible for such loss / damage.





**Figure 7.1.4 Payment Information**

7. Enter credit card information and particular information.
8. After enter, press on button Submit.



**Figure 7.1.5 Proceed transaction confirmation**

9. Press on button OK to continue.



### This Connection is Untrusted

You have asked Firefox to connect securely to **uat-tds.pbebank.com**, but we can't confirm that your connection is secure.

Normally, when you try to connect securely, sites will present trusted identification to prove that you are going to the right place. However, this site's identity can't be verified.

#### What Should I Do?

If you usually connect to this site without problems, this error could mean that someone is trying to impersonate the site, and you shouldn't continue.

[Get me out of here!](#)

- ▶ **Technical Details**
- ▶ **I Understand the Risks**

**Figure 7.1.6 Connection Untrusted**

10. This page will pop up if Firefox found that the page not yet add exception for security level.
11. You just need to click on I Understand the Risks.



## This Connection is Untrusted

You have asked Firefox to connect securely to **uat-tds.pbepbank.com**, but we can't confirm that your connection is secure.

Normally, when you try to connect securely, sites will present trusted identification to prove that you are going to the right place. However, this site's identity can't be verified.

### What Should I Do?

If you usually connect to this site without problems, this error could mean that someone is trying to impersonate the site, and you shouldn't continue.

Get me out of here!

### ▶ Technical Details

### ▼ I Understand the Risks

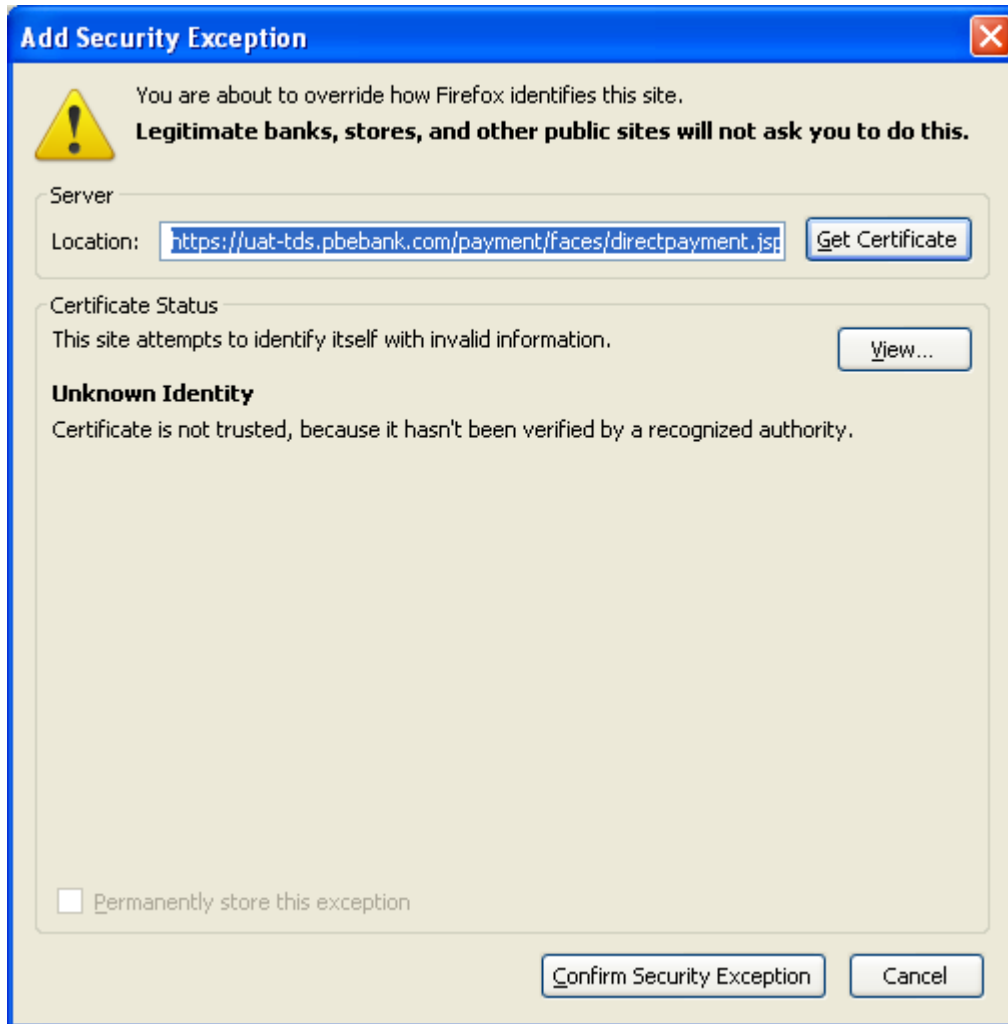
If you understand what's going on, you can tell Firefox to start trusting this site's identification. **Even if you trust the site, this error could mean that someone is tampering with your connection.**

Don't add an exception unless you know there's a good reason why this site doesn't use trusted identification.

Add Exception...

Figure 7.1.7 Add Exception

12. Press on button Add Exception.



**Figure 7.1.8 Get Certificate**

13. Press on button Get Certificate.
14. Press on button Confirm Security Exception.

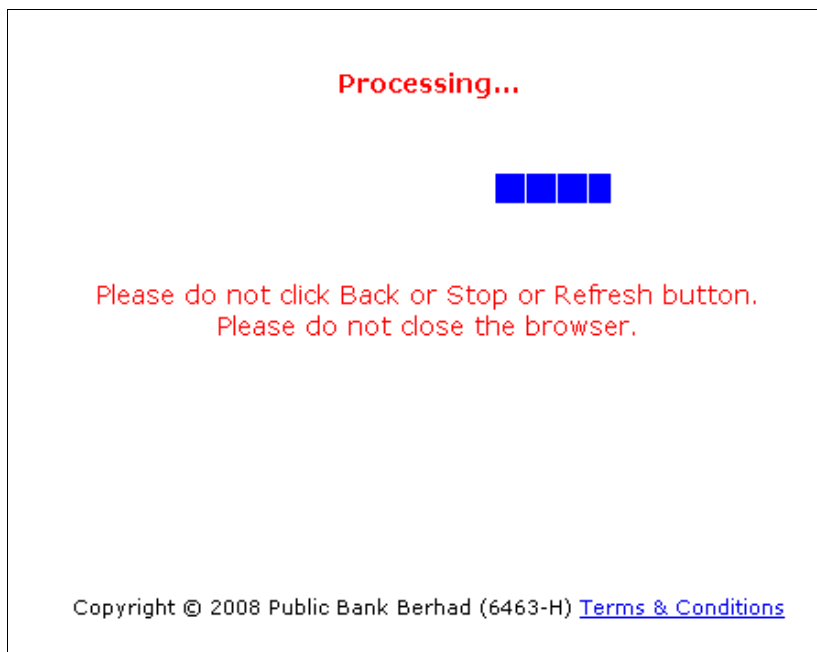


Figure 7.1.9 Link to Payment Gateway Merchant

15. Wait it done loading.

**VERIFIED by VISA** **PUBLIC BANK**

**Added Protection**

You need to enter your Verified by Visa PIN in order to complete the transaction. Please click on Forgot PIN link if you cannot remember the PIN.

**Merchant:** Academy Msia  
**Amount:** MYR 123.60  
**Date:** 15-04-2011 10:17:27  
**Card Number:** XXXX-XXXX-XXXX-4201  
**Personal Message:** Testing Purpose

**Please enter your PIN (8 digits):**  **\*Please use keypad.**

[Forgot your PIN](#)

[Exit](#)

Copyright © 2005 Public Bank Berhad (6463-H) [Terms & Conditions](#)

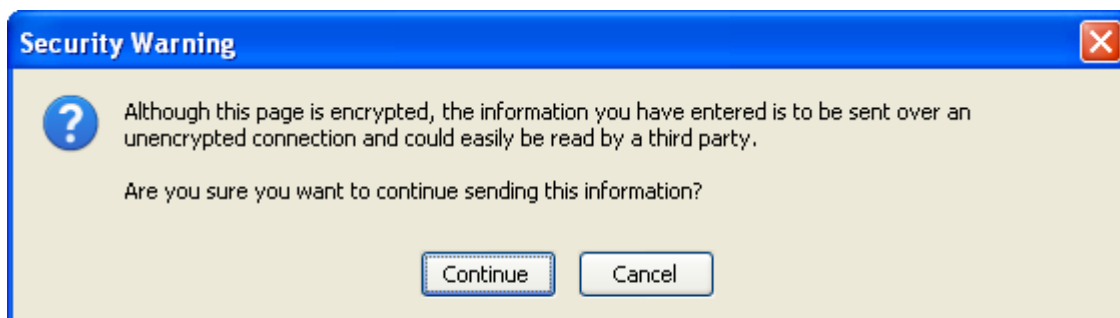
7	8	9
4	5	6
1	2	3
<	0	

Figure 7.1.10 Link to Payment Gateway Merchant

16. Enter PIN code if it is 3D credit card.

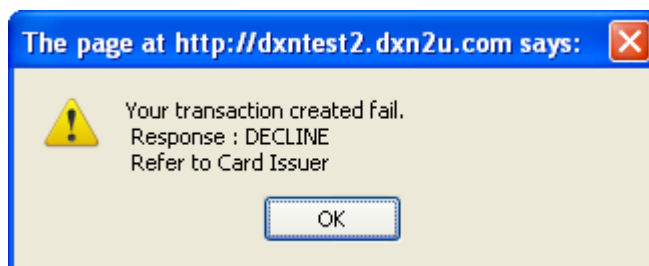
17. Only 3D credit card is requested to enter PIN Code.

18. Press on button Submit.



**Figure 7.1.11 Security Warning**

19. If you saw this message, just need to press on button Continue.



**Figure 7.1.13 Payment Status (Fail/Decline)**

20. (a) If you saw this message, mean the payment was failed or decline. Press on button OK will back to page payment information to re-do credit card payment.



**Figure 7.1.12 Payment Status (SUCCESS)**

20. (b) If you saw this message, mean the payment was successful. Press on button OK to generate Purchase Order Receipt.



**Figure 7.1.13 Transaction Completed.**

21. Press on button OK.

**DXN MARKETING SDN. BHD.**  
213, LEBUHRAYA SULTAN ABDUL HALIM, 05050 ALOR STAR, KEDAH, MALAYSIA  
TEL : +604-7723388/6688 - FAX : +604-7721188 - http://dxntest2.dxn2u.com

---

**PURCHASE ORDER**  
No. NW1104150001

**shipping information :** Delivery  
DXN HOLDINGS  
123, Taman test  
Jalan test  
05400  
Alor Setar, KEDAH, Malaysia  
Contact No. : 6047716688

**Member ID :** 818000154  
**Member Name :** DXN HOLDINGS  
**Sponsor ID :** 818000090  
**Sponsor Name :** DAVID MANUEL SOSA GONZALEZ  
**Order Date :** 15 Apr 2011

**Member Code:** 818000154, **Name:** DXN HOLDINGS

Code	Product name	Price	Qty	Amount	PV	SV
HF001	RG-90	76.00	1	76.00	54.50	57.10
HP008	Dyna Clean	16.30	2	32.60	11.60	14.40
<b>Sub Total (RM)</b>				108.60	66.10	71.50
<b>Delivery Charge (RM)</b>				15.00		
<b>Total Amount (RM)</b>				123.60		
<b>Total Weight (Kg)</b>				2.024 Kg		

**Payment Information :**

Payment Method 1 : Credit Card  
Card Type : VISA  
Credit Card No. : \*\*\*\*\*4201-\*\*\*  
Name on Card : swee ping  
Expiry Date : 11/11  
Payment Amount RM : 123.60

The Company shall not be responsible for any mistakes contained in this Purchase Order.

**Figure 7.1.14 Purchase Order Receipt.**

---

# 8 PO Status Summary Report

---

## 8.1 Check PO Status?

Menu News Logout User Level : Member (davidmanuel,1)

Welcome to DXN Network System Version 2010

**Member**

- [View Welcome Letter](#)
- [Genealogy Report](#)
- [Redeem The Member KIT Code](#)

**Product Order**

- [New Purchase Order](#)

**Reports**

- [PO Status Summary Report](#)

**User Profile**

- [Change Password](#)

Figure 8.1.0 Member's Menu Page

1. Click on hyperlink [PO Status Summary Report](#).

Menu News Logout User Level : Member (davidmanuel,1)

**PO Status Summary Report**

Date From  To

Status

Figure 8.1.1 PO Status Summary Report

2. Select filtering option.
3. Press on button [Submit](#).

Menu News Logout User Level : Member (davidmanuel,1)

**PO Status Summary Report**

Date From: 15/04/2011 To: 15/04/2011

Status: -- All --

---

**Pending-P** : Pending on payment approval.      **Rejected-P** : Payment is rejected.  
**Sent** : Product sent.      **Resent** : Product resent.

---

**Purchase Order**

**Input Date : 15 Apr 2011**

TRX No.	Member ID	Member Name	Amount (RM)	PV	Status	Tracking No.	Estimated Delivery Date (ETD)	Estimated Arrival Date (ETA)
<a href="#">NW1104150001</a>	818000154	DXN HOLDINGS	123.60	66.10	Pending-P	-	-	-

**Figure 8.1.2 PO Listing.**

4. To review transaction, click on hyperlink TRX. No., eg: [NW1104150001](#)

<b>Pending-P</b>	: Pending on payment approval.	<b>Rejected-P</b>	: Payment is rejected.
<b>Sent</b>	: Product sent.	<b>Resent</b>	: Product resent.

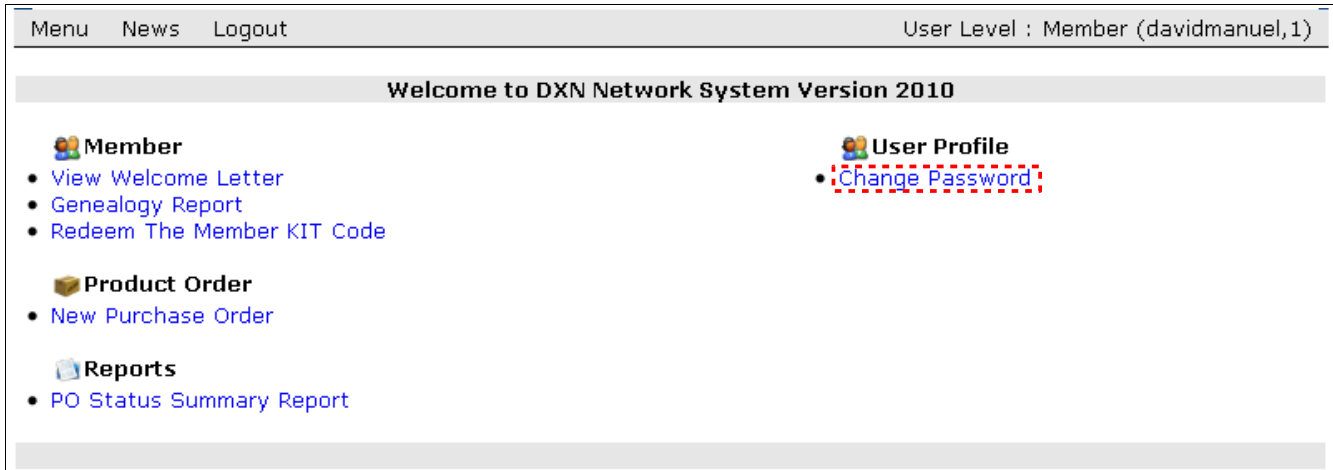
**Figure 8.1.3 Transaction Status References.**

---

# 9 Change Password

---

## 9.1 Change Password?



**Figure 9.1.0 Member's Menu Page**

1. Click on hyperlink Change Password.

**Figure 9.1.1 Change Password**

2. Enter particular information.
3. Press on button Change.

# 10 Customer Feedback

## 10.1 Send Customer Feedback?



Figure 10.1.0 Main Page

1. Click on the hyperlink [Customer Feedback](#) to send your inquiry.

Welcome !

Tell us if you have any questions.

 **CUSTOMER FEEDBACK FORM**

Thank you for taking the time to provide your feedback.

Title	<input type="text" value="-- Please select --"/>
Member ID	<input type="text"/> (optional)
Your Name	<input type="text"/>
Your Email	<input type="text"/>
Inquiry Type	<input type="text" value="-- Please select --"/>
Message	<input type="text"/>
<input type="button" value="Submit"/> <input type="button" value="Cancel"/>	

**Figure 10.1.1 Customer Feedback Form**

2. Enter Particular information.
3. Press on button Submit.